

SO11475 JANE WOMEN'S TANK TOP



MAIN FEATURES

150 g/m²

QUALITY - 150 JERSEY


100% semi-combed Ringspun cotton


Rib binding

STYLE - FEMININE

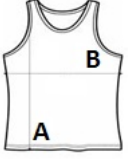
Cut and sewn

Long cut

 2018: p. 85

 2017: p. 64


SIZE SPECIFICATION (CM)

	S	M	L	XL	
Pcs./📦	50	50	50	50	
Body Length (A)	66	68	70	72	
Chest Width (B)	37	40	43	46	

COLORS:

 Atoll Blue

 Deep Black

 Red

 Royal Blue

 White